




IN DETAIL

POWAKADDY TOUCH £399

REPLACING POWAKADDY CLASSIC LEGEND

The Touch is by no means a direct replacement for the Classic Legend, but this is the most easy-to-use model currently in the range. The Touch moves trolley technology to a completely different level and actually makes it easier to operate.




UP AGAINST...

We choose three other trolley models that should make it onto your test list

MOTOCADDY S3 DIGITAL £599.99

Motocaddy's premium trolley comes in at the same price as the Touch if you opt for a standard battery rather than a lightweight lithium version. It is not as easy to operate, but gives plenty of information on a colour display and has the added extra of being able to charge a GPS device.



GO KART £224

This is another trolley that has been stripped back to basics and is very lightweight. It does not have the visual appeal of other models, but does represent very good value for money and is easy to assemble.



POWAKADDY FREEWAY II £749

This is Powakaddy's top-end product and is a completely different type of machine compared to the Touch. Rather than being stripped back to a simple mechanism, the Freeway II has plenty of added extras such as distance and battery readings. It looks superb and will appeal to a different type of golfer compared to the Touch model.



TESTED BY Paul O'Hagan

GM'S 10 POINT REPORT

TECHNOLOGY

1 MECHANICS Rather than using a roller to control speed, the handle is touch sensitive. By grabbing the handle and walking forward it will move at the speed you are moving at. A superb innovation.

2 POWER The trolley features a 200W motor that is whisper quiet. The new 20AH Lead Acid battery is easy to connect. This trolley, however, currently cannot hold a lithium battery.

3 SHELF APPEAL The main frame is chunkier than the Freeway II, predominantly to fit the new handle technology in it. It does not look quite as stylish, but the colour and shape help it to stand out.

4 WHEELS Powakaddy's latest wheel design looks more sporty than before. The white spokes look superb next to the new trolley design, and the wheels provide plenty of grip on hilly terrain.

ERGONOMICS

5 STEERING The handle is very comfortable thanks to a padded, rounded design. Even with a large bag full of kit the trolley was easy to steer, this was aided by not having to manually control speed.

key benefit

6 EASE OF USE The real stand-out feature here is the way the trolley is operated. After a couple of holes you don't even have to think about it. The trolley moves and stays at the speed you are walking.

Photography Kim Porritt

PRACTICALITY

7 ASSEMBLY The trolley folds up and down in two easy movements. The front wheel and the bag stand folding in one movement, which is a nice extra. Not quite as compact as the Freeway II.

key benefit

8 STORAGE The trolley stands upright when folded, making it easier to store in small spaces. When the wheels are removed it will easily fit into an average sized boot along with a trolley bag.

EXTRAS

9 ATTACHMENTS A device can be purchased that clips just below the handle to allow extras to be added onto the trolley. These add-ons include an umbrella holder, GPS holder and bottle holder.

10 DISPLAY The lack of display highlights exactly what this trolley is all about. This is for those who want a stripped-back trolley with no distractions, such as measurement readings.

PGA PRO VERDICT

Electric trolleys don't get much simpler than this. A good design firstly provides an easy assembly and fold down. A light 18-hole battery easily fits and connects, and then it's just push and go. The handle slides up and down easily to provide various speeds and it was great to use. No other frills here, just a power trolley. If the handle stands up to repeated use this should be a good investment.